

C 250 with iron edge protection and grating / 6 m



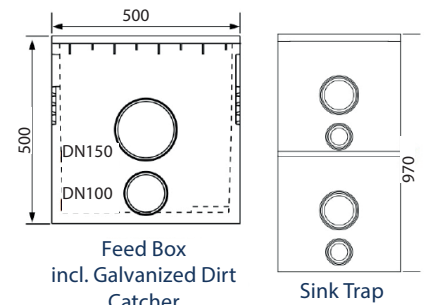
Product range

Article	Article No C 250	Weight Kg	Construction Length mm	Construction Depth (mm)		Pieces per pallet
				Inlet	Outlet	
Basic Element	61133...					
	...000	48,4	1000	160	160	24
	...005	23,9	500	160	160	48
Special Element	...006	23,0	500	160	160	-
Basic Element	...050	51,0	1000	185	185	24
	...055	26,0	500	185	185	48
	...056	25,2	500	185	185	-
Special Element	...056	25,2	500	185	185	-
Basic Element	...100	54,7	1000	210	210	24
	...105	27,0	500	210	210	48
	...106	26,0	500	210	210	-
Special Element	...106	26,0	500	210	210	-
Feed Box	...008	51,9	500	500	500	10
Elements with Slope 0.5%	...011	48,8	1000	160	165	24
	...021	49,3	1000	165	170	24
	...031	49,8	1000	170	175	24
	...041	50,4	1000	175	180	24
	...051	50,8	1000	180	185	24
Elements with Slope 0.5%	...061	51,5	1000	185	190	24
	...071	52,3	1000	190	195	24
	...081	53,0	1000	195	200	24
	...091	53,7	1000	200	205	24
	...101	54,3	1000	205	210	24



Ductile Iron grate
with cross slots

Accessories for MAXI 100



Feed Box
incl. Galvanized Dirt
Catcher

Sink Trap



End Piece, iron
Art.No.: 7001111 for H 160
Art. No.: 7001112 for H 185



Closed
Art. No.: 7001110

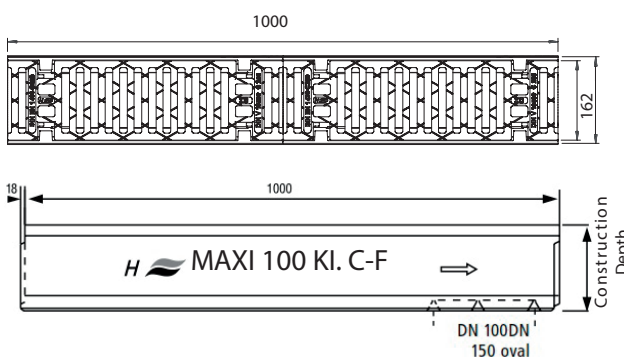


with 4" Pipe Connection
Art.No.: 7001120

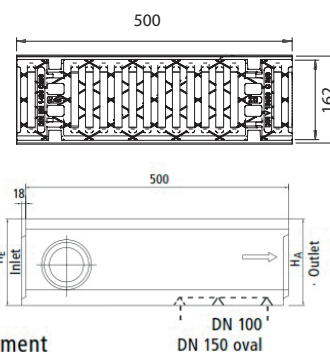


Foul air stop DN 100
Art.No.: 7003100

Waterway 175 cm²/m, Channel element with 2 gratings



Water Intake area 42.93 sq. ins.



Special element